



I pledge to be an active citizen.

I PROMISE to share what I've learned about voting and the 2020 Census with my family and friends.



I PROMISE to complete the 2020 Census so everyone in my household is counted.



I PROMISE to vote if I'm eligible and encourage others to vote if I'm not.



**Because I care about the future,
I will use my voice.**

Signed,

Name

Date



The International Rescue Committee (IRC) in Salt Lake City's

.....

VOTER & CENSUS 2020 HANDBOOK

.....

“Voting is not only our right — it is our power.”

- Loung Ung

Important Dates for 2020



March 3, 2020

- Presidential Preference Primary Election
(if a political party chooses to participate)
⇒ Feb. 2: Paper registration form postmarked
⇒ Feb. 25: Online or in-person completed



April 1, 2020

Census Day



June 30, 2020

- Regular Primary Election
⇒ May 24: Paper registration form postmarked
⇒ June 16: Online or in-person completed



November 3, 2020

- Regular General Election
⇒ Oct. 4: Paper registration form postmarked
⇒ Oct. 27: Online or in-person completed

Table of Contents

Registering to vote	Page 2
Voting by mail	Page 3
Voting in person	Page 4
Census 2020	Page 5
Important dates	Page 6
Pledge	Page 7

The International Rescue Committee (IRC) helps people whose lives and livelihoods are shattered by conflict and disaster to survive, recover and regain control of their future.

The IRC in Salt Lake City created this handbook for educational purposes only to help New Americans and long-time citizens understand the voting process in the United States.

Census 2020

What is it?

Once every 10 years, the U.S. government tries to count every single person in the country based on where they live. This is called the Census. The law requires everyone living in the U.S. (*regardless of immigration status*) to respond. Everyone living in the United States by April 1, 2020 should fill out the 2020 Census.



Why does it matter?

Census data determines how much money the government budgets for services in your community including schools, roads and healthcare.

It's important for you and everyone in your family to be counted. Your responses are kept safe, secure and are protected by law.

How do I fill it out?

Online, by paper form, over the phone or in-person.

Can IRC help me fill it out?

Yes! Bring the postcard you receive in the mail to the IRC office located at 221 South 400 West in Salt Lake City, Utah and we will help you fill it out in a few minutes.

Registering to Vote

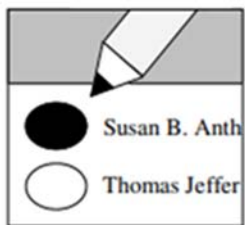
Eligibility requirements:

- Be a United States citizen.
- Be at least 18 years of age on or before the next election.
- Be a resident of Utah for at least 30 days immediately before the election.
- Have a valid I.D. For the **paper** voter registration form, you will need a valid Utah ID or driver's license **OR** the last four digits of your social security number.

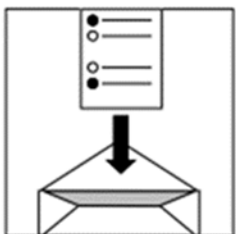
Ways to register:

- **At IRC**— Stay after class for two minutes, and an IRC representative can help you fill out the registration form. For the **paper** form, you will need a valid Utah ID/drivers license **OR** the last four digits of your social security number.
- **Online**— Go to www.vote.utah.gov and click the "Register to vote or update registration" icon. The **online** form requires a valid Utah ID or drivers license with your current address on it.
- **In-Person**— Go to the Salt Lake County Building (2001 South State Street) or an early voting/Election Day polling location. Note: If you live outside of Salt Lake County, make sure to go to your specific county building.
- **On Election Day**— Utah offers same-day voter registration available at polling places, but don't wait until the last day!

Voting By Mail



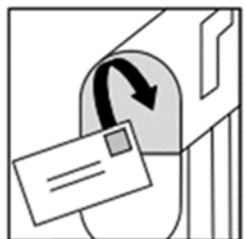
1. Make sure your ballot has your name on it. Follow the instructions on your ballot and mark your choices. Check the back!



2. After you have marked your ballot, place it in the provided **security sleeve** and then into the **ballot return envelope** with your name on it. Only one ballot per envelope.

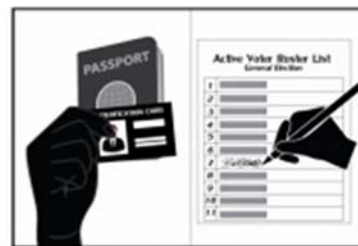


3. Sign the voter declaration on the envelope. **You must sign this declaration for your vote to count.** Be sure it matches your previous voter registration form, your previous ballot or your Utah identification card/driver's license.



4. Drop it off in the mail by the date listed on the ballot. If you forget to mail your ballot by the deadline listed on the envelope, you can drop it off at your county clerk's office on Election Day.

Voting In Person



1. Present a valid form of I.D. to the poll worker and sign the official voting register. For a list of valid forms of I.D., go to: www.voteinfo.utah.gov/voter-id-requirements



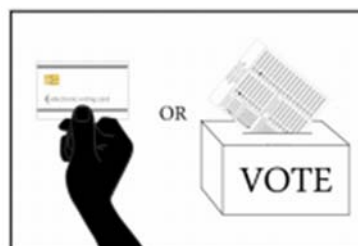
2. The poll worker will give you a card to insert into an electronic voting machine or a paper ballot.



3. Follow the instructions on the ballot. For electronic ballots, simply touch your selection on the screen. For paper ballots, completely fill in the ovals next to your selection.



4. Double-check your selections. Some paper ballots are two-sided. Ask the poll worker if you have any questions or issues during the process.



5. After you are done voting, return the electronic voting machine card to the poll worker or deposit your paper ballot in the drop box.